



**FORT PITT**  
GRAMMAR SCHOOL

# GCSE REVISION EVENING

## Philosophy, Religion & Ethics

Ms L Harvey

A **Beyond** ACADEMY  
SCHOOLS TRUST

# GCSE Philosophy, Religion & Ethics

- Key exam information
- Exam content information
- Revision resources
- Subject specific revision and exam technique
- Top tips for parents
- Top tips for students

# Key Exam Dates

- Paper 1: Study of Religions (Islam and Christianity)
  - 13 May am (1h 45m)
- Paper 2: Thematic Studies
  - 21 May pm (1h 45m)

# Exam board

# AQA Religious Studies A (8062)

## GCSE Religious Studies A 8062

Specification Planning resources Teaching resources Assessment resources Key dates

Introduction

### Specification at a glance

This qualification is linear. Linear means that students will sit all their exams at the end of the course.

Specification at a glance

Subject content

### Subject content

Students must take assessments in the following two components in the same series:

3.1 Component 1: The study of religions: beliefs, teachings and practices

- Component 1: The study of religions: beliefs, teachings and practices
- Component 2: Thematic studies

3.2 Component 2: Thematic studies

### Assessments

Scheme of assessment

#### Updated

Update to information on routes through the specification. Also, there are now 6 marks for spelling, punctuation and grammar (SPaG) in Component 1 and 3 marks for spelling, punctuation and grammar in Component 2.

General administration

### Component 1: The study of religions: beliefs, teachings and practices

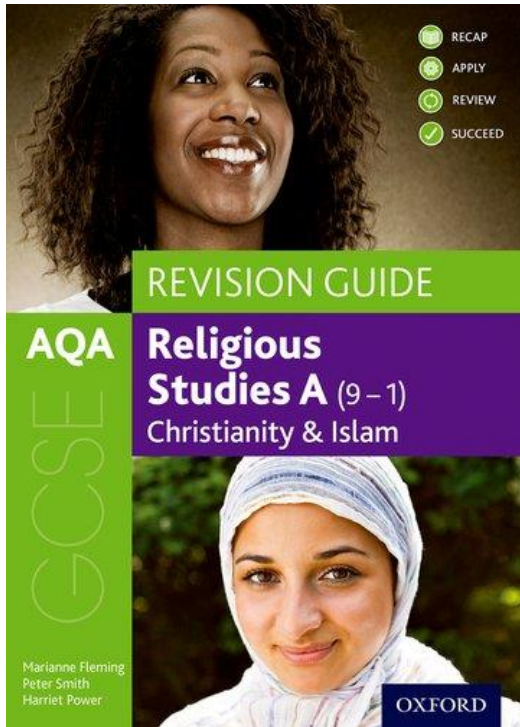
#### What's assessed

Beliefs, teachings and practices of **two** from:

- Buddhism
- Christianity
- Catholic Christianity

[AQA | Religious Studies | GCSE | GCSE Religious Studies](#)

# Revision resources




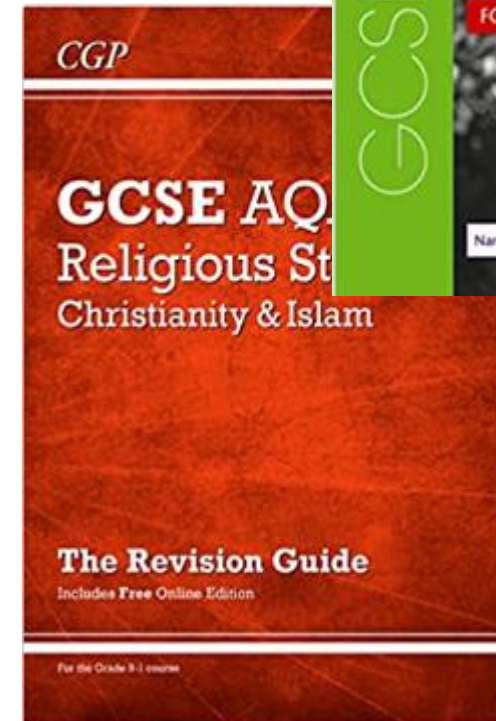
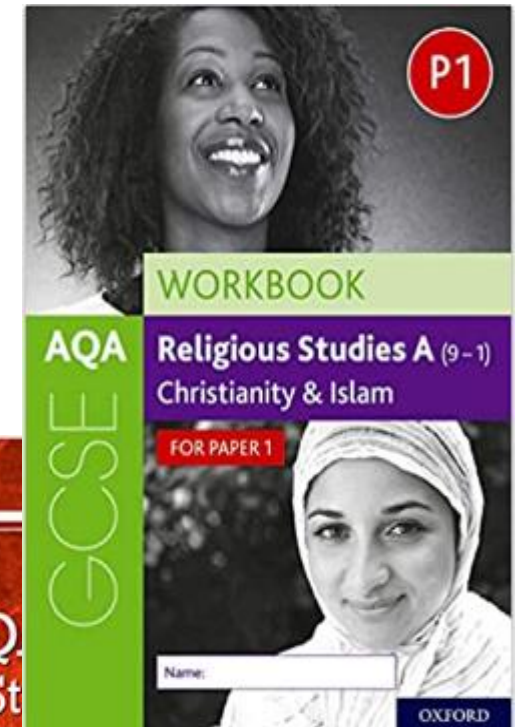
**RP** Religion, Philosophy and Ethics

+ New Upload Edit in grid view Share

Documents > 1. GCSE

Name
1. Islam Beliefs
10. Revision
2. Christian Beliefs
3. Islam Practices
4. Philosophy of Religion
5. Relationships and the Family
6. Religion and Life
7. Christian Practices

[Religion, Philosophy and Ethics - 1. GCSE - All Documents \(sharepoint.com\)](#)



# Specific revision and exam technique

- **TIMED PRACTICE** is essential. Timing in the exam is tight (only 25 minutes per unit) – practise writing 12 markers in 15 minutes and practise writing the other questions as well (these get roughly 1 mark per minute).
- **KEY TERMS** – use the **glossaries** for each unit and learn key vocab by creating flashcards and/or quizlets.
- **PLANNING** - Use the lists of **practice questions** for each unit to create plans for each question. Remember, the structure we recommend for writing paragraphs is PEELE = Point, Evidence, Explain, Link, Evaluate. This can be used to guide planning. It is important to plan evaluation points and your opinion as well (you shouldn't wait until the exams to think about your view!!)
- **MINDMAPS** – create one-two A4 page summary for each topic. Make sure you include quotes, key terms, examples and evaluation. For one week, test yourself on how much you can remember by **'blurting'** what you remember onto a blank page. When you have finished, compare the two and write in red, anything that you missed. After one week, move on to the next topic.
- **LEARNING QUOTES**– test yourself on knowledge of quotes using **flashcards or quizlet**. Cover up the answers and write down the ones you don't know. The next day, practise recall of just the ones you don't know. And repeat...You will soon know them all! ·

# Specific revision and exam technique

- **EXAM TECHNIQUE** – this is something that needs revising too! Remember – only give 2 points in a 2 marker, and just 2 developed points in the 4 and 5 marker.
- **QUOTES** from sacred sources are needed but:
  - don't forget you also need to be able to **explain and apply** the quotes accurately - you can practise this in advance by thinking about what topics you can use the quotes for. Some quotes are perfect for a number of different questions!
  - More than one interpretation? - that's even better – explain different interpretations for extra analysis marks in the 12 marker.
  - As well as quotes, you can also use **stories from scripture or paraphrase** the quote too. **Examples** from the life of Jesus and Muhammad (pbuh) are often applicable.
  - You must give the **source** and **embed** the quote in 5 mark questions. Here's example wording for how to do this: *In the Bible it states, "..."* which means that...

# As a parent/carer how can I help?

- Use the specification list and get your daughter to **teach** you about a topic. Ask follow up questions. They can then go and find out those answers to build even stronger knowledge. You could also ask **their opinion** on the range of topics covered and then **challenge their views** to encourage them to respond to criticisms and consider a range of views.
- Test them on the **key terms** and ask them to ‘fill in the blanks’ for **religious quotes**.
- **Time them** writing 12 markers (15 minutes each), then read through their responses to check how fluent, logical and well-argued their responses are.
- **Discuss** ethical/religious issues that appear in the news eg. The Church of England has been criticised in the news recently for failing to deal with child abuse; Just Stop Oil protesters have recently been jailed and the conflict in Palestine rages on. They are all useful examples which relate to topics that we cover during the course and there are many more...