



**FORT PITT**  
GRAMMAR SCHOOL

# GCSE REVISION EVENING

## Drama

Mrs T Reeves

A **Beyond** ACADEMY  
SCHOOLS TRUST

# GCSE Drama

- Key exam information
- Exam content information
- Revision resources
- Subject specific revision and exam technique
- Top tips for parents
- Top tips for students



# Exam board



# Eduqas GCSE Drama



# Key Exam Dates



Component 1: Devising Theatre (40%)

Wednesday 16<sup>th</sup> October 2024 (Completed)

Component 2: Performing From a Text (20%)

Est. February 2025

Component 3: Interpreting Theatre (40%)

Thursday 8<sup>th</sup> May 2025 (1hr 30min)

# Key Exam Information



**Component 3 (40%) Interpreting Theatre  
Written Exam – 1hr 30 mins – 60 Marks**

**Section A – Set Text**

“Noughts and Crosses” – Malorie Blackman

**Section B – Live Theatre Review**

# Key Exam Information



## Section A – Set Text (45 marks)

“Noughts and Crosses” – Malorie Blackman

A series of questions assessing knowledge and understanding of an extract from the set text.

(30 marks)

One question assessing knowledge and understanding of the wider text

(15 marks)

*These questions will cover elements of acting, directing and design.*

# Key Exam Information



## Section B – Live Theatre Review (15 marks)

One question from a choice of two, requiring analysis and evaluation of a given aspect of a live theatre production.

*These questions will cover elements of acting, directing and design.*

# Key Exam Information



## Section A – Set Text

### “Noughts and Crosses” – Malorie Blackman Sample Question....

(a) Explain how an actor playing the role of **Sephy** in this extract, could communicate her character to the audience. (15)

In your answer refer to:

- Character motivation
- Voice
- Movement
- Interaction



# Key Exam Information



## Section A – Set Text

“Noughts and Crosses” – Malorie Blackman  
Sample Question....

Explain how at least **one** key scene can be designed for a **thrust stage**. (15)

In your answer refer to:

- Structure and style
- Set
- Mood and atmosphere
- How the play as a whole was originally staged

# Key Exam Information



## Section B – Live Theatre Review (15 marks)

Sample question...

**Either.....**

Analyse and evaluate how props and set are used in **two** key scenes to communicate meaning to the audience.

In your answer refer to:

- ☐ the style of the production
- ☐ how set and props are used to create atmosphere and communicate meaning
- ☐ your response to the performance as an audience member.

**[15 marks]**

# Key Exam Information



## Section B – Live Theatre Review (15 marks)

Sample question...

**Or.....**

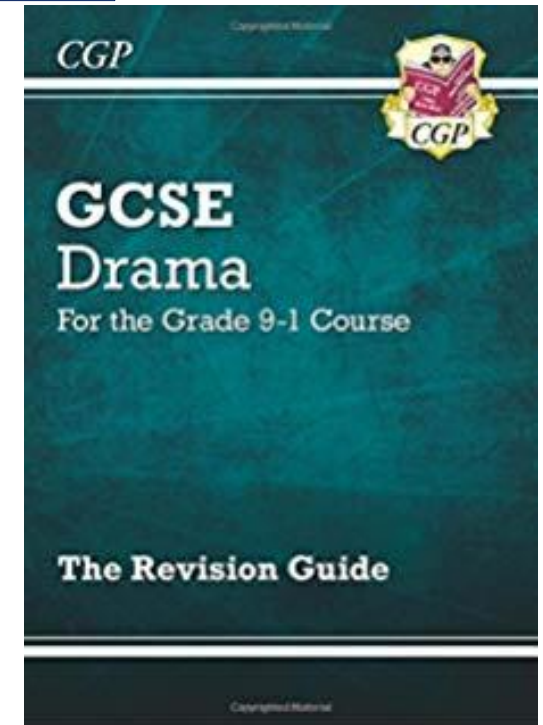
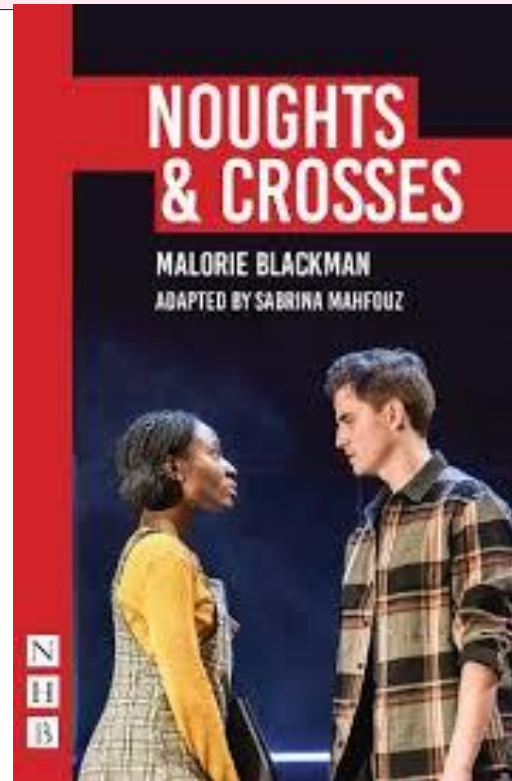
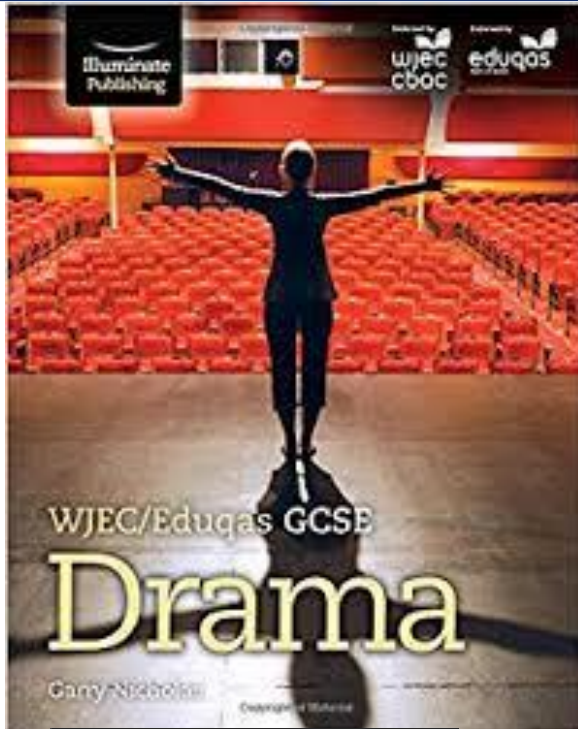
Analyse and evaluate how movement skills in **two** key scenes communicate meaning to the audience.

In your answer refer to:

- ☐ the style of the production
- ☐ how movement skills are used to create character and communicate meaning
- ☐ your response to the performance as an audience member.

**[15 marks]**

# Revision resources



**National  
Theatre**

**BBC  
Bitesize**



**The Paper Birds**

SECTION A – Nought and Crosses

- Re-read Noughts and Crosses. This is always useful, to ensure you are confident with the characters & narrative. You could perhaps create your own bullet pointed synopsis of the play as you go along.
- Use the Eduqas Noughts and Crosses resource pack (you have also been given a paper copy of this) to re-familiarise yourself with important aspects of the play
  - ◇ Key Themes
  - ◇ Original Performance Conditions
  - ◇ Structure
  - ◇ Character Relationships.

You could also complete some of the suggested tasks from the pack.

- Practice Exam Questions:

Prior to any practice question, carefully read back through the information in the [Drama Terminology and Phrasing](#) resource, as well as the [Acting & Design Hints and Tips](#) resource, and the [General Support Materials](#).

- Create your own question from the [Exam Question Maker](#) resource – time yourself to complete a 15 mark response within 20 – 25 minutes.
- Look over a marked exam question, and re-draft based on feedback you were given.
- Plan some rehearsal techniques using the [Rehearsal Techniques Sheets](#)
- Flick through Noughts and Crosses and stop at a random point – complete the tasks in the [REVISION TASKS SECTION A](#) resource.
- Select at random some entrances / exits in Noughts and Crosses and complete the [Exploring Entrances and Exits](#) resource.
- Select a 3 – 4 page extract at random and complete a [Design Ideas Plan](#).
- Complete a [Sound Design](#) grid – selecting extracts at random.
- Complete a [Lighting Design](#) grid – selecting extracts at random
- Complete some costume ideas for Callum & Sephy using the [Costume Ideas resource](#). Make sure you address each of the costume functions to explain and justify your ideas.

# Drama specific revision and exam technique



Other than the information already stipulated, the exam is not predictable in terms of how questions are phrased, focused or structured.

Students need to be able to think on their feet from the perspective of a performer, director, designer and audience member.

Firm understanding of the set text and live theatre piece, as well as a confident grasp of terminology is vital.

# Drama specific revision and exam technique



- Timing is CRUCIAL; students will be given a breakdown of how long to spend on each section / question.
- Pay attention to the marks awarded for a question, ensuring an appropriate number of points are made (with justification).
- All ideas should be fully justified
- Live Theatre Evaluation– this should also incorporate your personal response / opinion

# As a parent how can I help?



- Read practice exam answers; can you envisage how design ideas would work? Are ideas justified? *DOES IT ANSWER THE QUESTION?*
- Visit the theatre whenever possible (or watch online theatre) – discuss what you have seen
- Encourage your child to use the folder of exam resources on Teams. This also contains a list of specific revision tasks that students can select from.