



**FORT PITT**  
GRAMMAR SCHOOL

# GCSE REVISION EVENING

## Mathematics

Mr R Woods

A **Beyond** ACADEMY  
SCHOOLS TRUST

# GCSE

- Key exam information
- Exam content information
- Revision resources
- Subject specific revision and exam technique
- Top tips for parents
- Top tips for students



# Key Exam Dates

- Paper 1: Non - Calculator Paper
  - Thursday 15<sup>th</sup> May AM 1h 30 min
- Paper 2: Calculator Paper
  - Wednesday 4<sup>th</sup> June AM 1h 30 min
- Paper 3: Calculator Paper
  - Wednesday 11<sup>th</sup> June AM 1hr 30min

# Countdown Clock



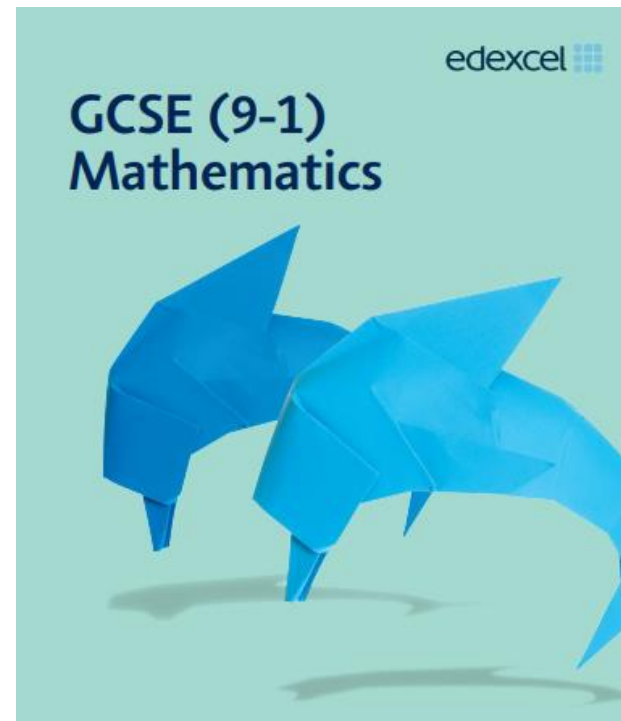
**Maths Bot**

Countdown Clock

# Exam Board

## Pearson Edexcel GCSE Mathematics (1MA1)

[Maths GCSE | Edexcel GCSE  
Mathematics \(2015\) | Pearson  
qualifications](#)



# Key Exam Dates

## AQA Level 2 Certificate in Further Maths (8365)

- Paper 1: Non-Calculator Paper
  - Thursday 12<sup>th</sup> June PM 1h 45 min
- Paper 2: Calculator Paper
  - Wednesday 18<sup>th</sup> June AM 1hr 45min

# Level 2 Further Maths



## Subject content

1. Number
2. Algebra
3. Coordinate Geometry (2 dimensions only)
4. Calculus
5. Matrix Transformations
6. Geometry

Further Mathematics qualification will be graded on a grade scale of 5 to 9



---

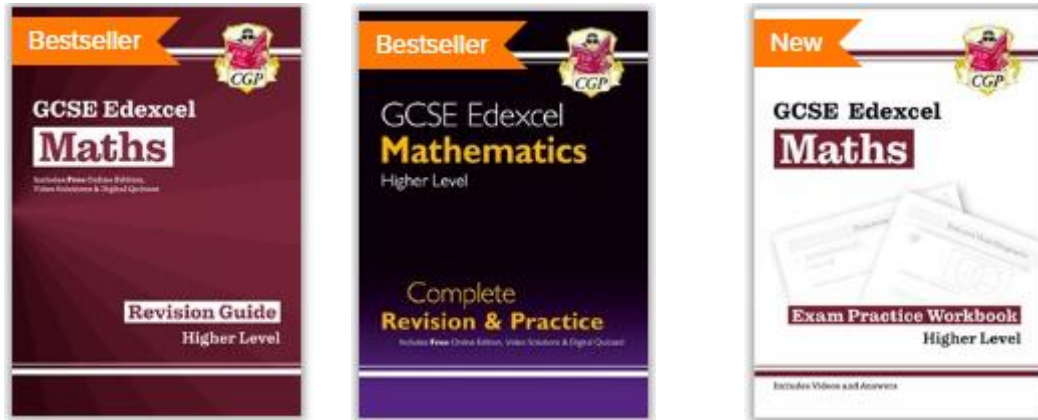
LEVEL 2  
CERTIFICATE IN  
**FURTHER  
MATHEMATICS**  
(8365)

---

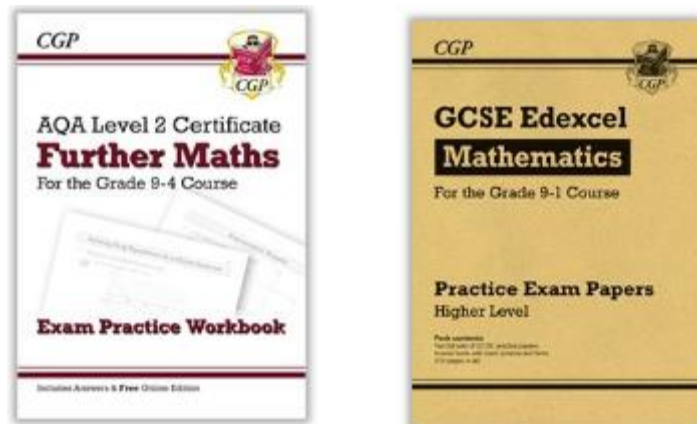
[AQA | Mathematics | AQA Certificate | Level 2 Further Mathematics](#)

# Revision Resources

## Revision Guides



Deadline – Nov 29<sup>th</sup>



## Exercise Books & Notebooks





# Revision Resources: Teacher-led Sessions

## Invite Only

**Monday B - Afterschool**

## Drop-in sessions

**Mondays and Wednesday lunchtimes**

# Revision Resources: Websites

*Maths Genie*

**BBC**  
Bitesize

**5-a-day**

 Khan Academy

 Exam Solutions  
by AirMaths™



PHYSICS & MATHS TUTOR

# Maths Specific Revision Techniques

Practise!

Practise!

Practise!

And please, remember to show all stages of your working out.

# Specific Revision and Exam Technique

- Make a list of topics you are unsure of based on feedback from your teacher.
- Fill these gaps by using revision resources such as MyMaths, YouTube, revision guides, and so on, to get to grips with the topic.
- Retrieve! Go back weekly to your list of topics.
- Repeat the process.

# Specific Revision and Exam Technique

- Remember to re-visit ALL topics, even the ones that you feel confident in.
- Practise mental arithmetic and times tables prior to Paper 1.
- Ensure you spend some time familiarising yourself with how your calculator works before Papers 2 and 3.
- Learn all key formulae. **Formula sheet will be provided.**

# As a Parent/Carer How Can I Help?

- Be positive about Maths.
- Test formulae knowledge from the checklist – have them on the fridge!
- [gcse-maths-formulae-sheet-a5.pdf \(pearson.com\)](#)
- Get students to complete exam questions in ‘timed conditions’ and go through the mark schemes with them.
- Get students to complete a ‘Corbett Maths 5-a-day’ exercise at least every other day.
- Get them to practise basic number skills.
- Ask students to explain a particular topic to you, or talk you through an exam question
- [342.pdf \(m4ths.com\)](#) GCSE Higher Wordy Questions

# Maths Specific Revision Techniques

Practise!

Practise!

Practise!

And please, PLEASE, remember to show all stages of your working out.